




THE FRANCISCAN SCHOOL

— FAITH - ACADEMICS - SERVICE —

Spanish Curriculum: Fourth Grade

Unit	Goals	Vocabulary/ Structures	Assignments	Assessments	Resources
<u>Introducing yourself/Greetings</u>	To know how to introduce him/herself.	<p>Introduce self Hola-Hello</p> <p>¿Cómo te llamas?/What is your name? Me llamo...-My name is...</p> <p>¿Dónde vives?/Where do you live? Vivo en Raleigh./I live in Raleigh.</p> <p>¿De dónde eres?/Where are you from? Soy de Estados Unidos./I am from USA.</p> <p>¿A que te dedicas?/What is your job? Soy doctor./I'm a doctor.</p> <p>Hasta el domingo./See you on Sunday. Nos vemos./See you. ¡Adios!/Bye!</p>	<p>Complete the conversation.</p> <p>Create a conversation by partners.</p>	<p><u><i>Test: They should be able to listen to the teacher and to answer the questions in the conversation (introducing yourself).</i></u></p>	<p>Uncomplete dialogues.</p> <p>Create dialogues.</p> <p>Video:</p>

	<p>To know how to use greetings according to the time of the day.</p>		<p>Draw and write a sentence with each greeting.</p>	<p><u>Test: They should be able to recognise the meaning of the words through a picture, by doing the actions learned in class and by completing the sentence with one word at least (greetings):</u> Buenos días, mamá!/Buenas tardes, Señorita A.!/Buenas noches, familia!.</p>	<p>https://www.youtube.com/watch?v=kdDu8pFbnRc</p>
--	--	---	--	--	--

Unit	Goals	Vocabulary/ Structures	Assignments	Assessments	Resources
------	-------	------------------------	-------------	-------------	-----------

<p><u>Colors</u></p>	<p>To recognize colors</p> <p>To create simple sentences with colors.</p>	<p>Rojo-Red Negro-Black Naranja/Anaranjado -Orange Amarillo-Yellow White-Blanco Gris-Grey Azul-Blue Verde-Green Morado-Purple Café/Marrón-Brown</p>	<p><u>Listen to the teacher and color a picture).</u></p> <p><u>Create sentences with the pictures and its colors.</u></p>	<p>Test (color, match, write)</p> <p>STEAM PROJECT:</p> <p>-Plan a picture with at least 8 colors.</p> <p>-Create a picture using a variety of materials.</p> <p>-Self-evaluate their creations.</p>	<p>Videos:</p> <p>https://www.youtube.com/watch?v=M9hxEpBvKdA</p> <p>http://www.youtube.com/watch?v=DsRkoZGaoEM</p> <p>https://www.youtube.com/watch?v=j3O1MCENTwQ</p> <p>https://www.youtube.com/watch?v=uUlbAcZzH2o</p>
----------------------	---	---	--	---	--

Unit	Goals	Vocabulary/ Structures	Assignments	Assessments	Resources
<p><u>Hispanic countries</u></p>	<p>To learn facts about an assigned Hispanic country.</p>	<p>Bandera-Flag Mapa-Map Capital-Capital city Comida-Food Moneda-Money Religión-Religion Sports-Deportes Sitios Turísticos-Attractions Datos importantes-Facts</p>	<p><u>Research about an assigned Hispanic Country.</u></p> <p><u>Fill in the research guide.</u></p> <p><u>Make a Brochure about the country.</u></p>	<p><u>Oral presentation about the assignedchispanic country.</u></p> <p><u>Test: draw and/or write two aspects of the assigned country.</u></p>	<p>Research guide.</p> <p>Country facts.</p> <p>Brochure materials.</p>

--	--	--	--	--	--

Unit	Goals	Vocabulary/ Structures	Assignment s	Assessment s	Resources
Numbers	<p><u>To count numbers 0-1000.</u></p> <p><u>To recognize the number, to write the number in figures and words and, to represent the quantity.</u></p> <p><u>To read and write addition, subtraction and multiplication equations in Spanish.</u></p>	<p>Numbers 0-9</p> <ul style="list-style-type: none"> • 0 – <i>cero</i> • 1 – <i>uno</i> • 2 – <i>dos</i> • 3 – <i>tres</i> • 4 – <i>cuatr</i> 0 • 5 – <i>cinc</i> 0 • 6 – <i>seis</i> • 7 – <i>siete</i> • 8 – <i>ocho</i> • 9 – <i>nuev</i> e <p>Numbers 10-99</p>	<p>Handouts related to counting, recognizing, writing and representin g numbers.</p> <p>Handouts were they need to solve and write addition, subtraction and multiplicati on equations.</p>	<p><u>Test: _____ count, recognize the number, write the numbers in figures and words and match/represent the quantity to the figure or word. They will also read and write addition, subtraction and multiplication equations in Spanish.</u></p>	<p>Videos:</p> <p>https://www.youtube.com/watch?v=cd_cTyNLHLw</p> <p>https://www.youtube.com/watch?v=sz6FCG3ZVJ8&list=PLHP6XmGEwKzKLotQiQwdFn6-0s2jmKud9&index=7</p> <p>https://www.youtube.com/watch?v=rjD5gson8Eo</p> <p>https://www.youtube.com/watch?v=Z608hI91G3Y</p> <p>https://www.youtube.com/watch?v=27KsV2MUKGU</p>

		<ul style="list-style-type: none">• 10 – diez• 11 – once• 12 – doce• 13 – trece• 14 – cator ce• 15 – quin ce• 16 – dieci séis• 17 – dieci siete• 18 – dieci ocho• 19 – dieci nueve• 20 – veint e• 21 – veint iuno• 22 – veint idós			
--	--	--	--	--	--

		<ul style="list-style-type: none">• 23 – <i>veintitrés</i>• 24 – <i>veinticuatro</i>• 25 – <i>veinticinco</i>• 26 – <i>veintiséis</i>• 30 – <i>treinta</i>• 31 – <i>treinta y uno</i>• 32 – <i>treinta y dos</i>• 33 – <i>treinta y tres</i>• 40 – <i>cuarenta</i>• 41 – <i>cuarenta y uno</i>• 42 – <i>cuarenta y dos</i>			
--	--	--	--	--	--

*enta y
dos*

- 50
– *cinc
uenta*
- 60
– *sese
nta*
- 70
– *sete
nta*
- 80
– *oche
nta*
- 90
– *nove
nta*

**Numbers
100 up to
1000**

Notice that
100 is *cien*,
but in every
other
number that
follows it
changes
to *ciento* an
d it's
followed by
the next
number. For
example,
101
is *ciento un
o* and 187




would
be *ciento oc
henta y
siete*.

- 100
– *cient*
- 101
– *cient
o uno*
- 102
– *cient
o dos*
- 103
– *cient
o tres*
- 110
– *cient
o diez*
- 111
– *cient
o
once*
- 135
– *cient
o
treinta
y
cinco*
- 200
– *dosc
ientos*
- 201
– *dosc
ientos
uno*
- 202
– *dosc*

		<p><i>ientos</i> <i>dos</i></p> <ul style="list-style-type: none">• 300 – <i>trescientos</i>• 400 – <i>cuatrocientos</i>• 500 – <i>quinientos</i>• 600 – <i>seiscientos</i>• 700 – <i>setecientos</i>• 800 – <i>ochocientos</i>• 900 – <i>novecientos</i>• 1,000 – <i>mil</i> <p>Equations</p> <ul style="list-style-type: none">• <u>23 + 34 = 57</u> <i>(veintitres mas treinta y cuatro igual</i>			
--	--	---	--	--	--


		<p><i><u>cincuenta y siete</u></i>);</p> <ul style="list-style-type: none"> ● <u>652-100=552</u> <i>(seiscientos cincuenta y dos menos cien igual quinientos cincuenta y dos).</i> ● <u>3x8 = 24</u> <i>(tres por ocho igual veinticuatro).</i> 			
--	--	---	--	--	--

Unit	Goals	Vocabulary/ Structures	Assignments	Assessments	Resources
------	-------	---------------------------	-------------	-------------	-----------


<p>La Navidad</p>	<p>To learn vocabulary related to Christmas.</p> <p>To compare Hispanic Christmas Traditions with their own Christmas Traditions.</p>		<p>Color Christmas objects and write sentences that describe the objects.</p>	<p>Pictures and sentences written.</p>	<p>Videos:</p> <p>Tutaina</p> <p>Tutaina. Villancico Animado - Canticuentos - YouTube</p>  <p>Mi burrito Sábanero</p> <p>https://www.youtube.com/watch?v=IawRaON8h0</p> 
--------------------------	---	---	--	---	--

Unit	Goals	Vocabulary/ Structures	Assignments	Assessments	Resources
------	-------	------------------------	-------------	-------------	-----------

<p>La Familia</p>	<p>-To recognise Family Members</p> <p>-To Identify family relationships:</p> <p>Example: La mamá de mi mamá es mi _____ abuela _____.</p> <p>El papá de mi primo es mi _____ tío _____.</p> <p>-To be able to create their Family tree.</p>	<p>Papá-Dad</p> <p>Mamá-Mom</p> <p>Hijo-Son</p> <p>Hija-Daughter</p> <p>Hermano-Brother</p> <p>Hermana-Sister</p> <p>Abuelo-Grandfather</p> <p>Abuela-Grandmother</p> <p>Bisabuelo-Grand-grandfather</p> <p>Bisabuela-Grand-grandmother</p> <p>Tío-Uncle</p> <p>Tía-Aunt</p> <p>Primo-Male cousin</p> <p>Prima-female cousin</p> <p>Primos-2 or more male cousins</p> <p>Primas-2 or more female cousins</p> <p>A male and a female cousins</p>	<p>Draw family members.</p> <p>Write expressions to introduce each family member.</p> <p>Create their own Family Trees.</p>	<p>Test: draw, match, write.</p>	<p>Videos:</p> <p>https://www.youtube.com/watch?app=desktop&v=vFwulprnNvQ</p> <p>https://www.youtube.com/watch?app=desktop&v=EgN_w3dqMU0&feature=youtu.be</p> <p>https://www.youtube.com/watch?v=oAwHQX55FB8</p> <p>La familia - The Family (Español - Ingles) Vídeo para niños - YouTube</p> <p>La Familia - video educativo para niños - YouTube</p> <p>La Familia - El árbol genealógico para niños - Vocabulario - Papá, mamá, hermano, abuelos, tíos... - YouTube</p>
--------------------------	--	---	--	---	---

Unit	Goals	Vocabulary/ Structures	Assignment s	Assessments	Resources
<p>El Alfabeto</p>	<ul style="list-style-type: none"> Recognise the letter names and sounds of the Alphabet in Spanish: they will be encouraged to identify the first sound they hear in a word, to write the letter given by the teacher and to complete the missing letter in a word while the teacher reads it (<u>vi</u>ón-<u>avi</u>ón). Read words: they will be encouraged to read syllables, make words with syllables and read complete words (ca-sa; casa). Create sentences where they will describe different objects using verbs and adjectives: El borrador es rosado. El borrador es grande. El borrador sirve para borrar. 		<ul style="list-style-type: none"> Unscramble words and sentences. Read and write words and sentences. Read books. 	<p>Test: (read/write syllables, words, sentences and books).</p>	<p>Videos: The Vowels: http://m.youtube.com/watch?v=J3m5WNefmwQ&feature=fvwrrel</p> <p>The Alphabet: https://www.youtube.com/watch?v=ksCMatumFjk</p> <p>https://www.youtube.com/watch?v=Kz5q4F3ny6l</p> <p>https://www.youtube.com/watch?v=m2-i8Hce5oQ</p> <p>https://www.youtube.com/watch?v=m2-i8Hce5oQ</p> <p>https://www.youtube.com/watch?v=7gbXrkiSpZ8&t=86s</p> <p>https://www.youtube.com/watch?v=brjonL5q--4(g)</p> <p>https://www.youtube.com/watch?v=j1RIUuftxKo&t=201s (silabas)</p> <p>https://www.youtube.com/watch?v=7gbXrkiSpZ8&t=86s (syllables)</p> <p>https://www.youtube.com/watch?v=q5QRwiQWDqw (syllables)</p> <p>https://www.youtube.com/watch?v=E1yyvf_EP3E (read words)</p>

--	--	--	--	--	--


Unit	Goals	Vocabulary/ Structures	Assignments	Assessments	Resources
<u>Class objects</u>	To recognize the word (teacher read it aloud) and to draw the picture that correspond to it) and to write sentences with them. Ex: El libro es rojo y es grande. Sirve para leer y aprender. (They will have access to a list of adjectives and action words).	<p>Los objetos de</p> 	Recognize the word (teacher read it aloud) and draw the picture that correspond to it) and to write sentences with them. Ex: El libro es rojo y es grande. Sirve para leer y aprender. (They will have access to a list of adjectives and action words).	<p>Test: identify, draw and write.</p> <p>STEAM PROJECT: -Create an alphabet chart. -Color and cut out a classroom object that belongs to each letter of the alphabet. Write a sentence with each one.</p>	Videos: https://www.youtube.com/watch?v=NwWlfWHFLyY https://www.youtube.com/watch?v=MM-5QLJzTc

Unit	Goals	Vocabulary/ Structures	Assignments	Assessments	Resources
------	-------	------------------------	-------------	-------------	-----------

<p><u>Days of the week/months/seasons/weather/clothes</u></p>	<p>DAYS OF THE WEEK The goal is that they are able to recognize the words related to the days of the week and to answer questions related to a given month calendar</p> <p>SEASONS The goal is that they are able to recognize the word related to each season, write it, draw a picture related to it and write the months related to each season, as well as a short description of it. Ex: En verano hace calor. Verano ocurre en junio, julio y agosto. En verano vamos a la playa. (they will have access to the weather and items related to each season).</p> <p>WEATHER The goal is to draw the seven types of weather in the box and to write a sentence that express this Weather: Está _____ (type of weather).</p> <p>MONTHS OF THE YEAR The goal is to write the months of the year in order. The teacher will provide a word bank with the months of the year. They also should be able to answer questions based on a calendar: En que mes celebramos la Navidad?/When do we celebrate Christmas? En</p>	<p>DAYS OF THE WEEK Monday-lunes Tuesday-martes Wednesday-miércoles Thursday-jueves Friday-viernes Saturday-sábado Sunday-domingo</p> <p>SEASONS VOCABULARY Spring-primavera Summer-verano Fall-otoño Winter-invierno</p> <p>WEATHER Cloudy-Nublado Sunny-Soleado Rainy-Lluvioso Snowy-Nevoso Windy-Ventoso Stormy-Tormentoso Partly Cloudy-Parcialmente Nublado</p> <p>MONTHS OF THE YEAR</p>	<p>Week schedule</p> <p>Weather journal</p> <p>Create a Weather News Script</p>	<p>Test: match, draw, write</p>	<p>Videos: DAYS OF THE WEEK-MONTHS AND SEASONS VIDEOS https://www.youtube.com/watch?v=ZO-ey3B_XSw https://www.youtube.com/watch?v=MKi8bNAYNkE DAYS OF THE WEEK VIDEOS https://www.youtube.com/watch?v=C4fREi60Crk https://www.youtube.com/watch?v=NO6i8LBFDk SEASONS VIDEOS https://www.youtube.com/watch?v=-F4wleQRWHk https://www.youtube.com/watch?v=b6XSdJ4ujPs</p>
--	---	--	--	--	---

	____(month).	Months of the Year			
		January			
		February			
		March			
		April			
		May			
		June			
		July			
		August			
		September			
		October			
		November			
		December			

Unit	Goals	Vocabulary/ Structures	Assignments	Assessments	Resources
------	-------	---------------------------	-------------	-------------	-----------

<p>Animals: Rainforest/Barn</p>	<p>To recognize a variety of rainforest and barn animals.</p> <p>To read and comprehend texts related to rainforest and barn animals.</p> <p>To create sentences that describe characteristics and movement of rainforest and barn animals.</p>	<p>Qué animal es este? Es un perro./What animal is this? It's a dog. Cómo es el perro? Es café, es grande y juguetón./How is the dog?It's brown, big and playful. Cómo se mueve el perro? El perro puede caminar y correr./How does the dog move? It can walk and run.</p>  	<p>They draw and label the animals.</p> <p>They read texts related to rainforest and barn animals.</p> <p>STEAM PROJECT: They create a zoo where they will write a short informative text about 4 rainforest and 4 barn animals.</p>	<p>Test (listen, draw, write sentences describing the animals)</p>	<p>VIDEOS RAINFOREST: https://www.youtube.com/watch?v=iHNf1HHekug</p> <p>BARN: http://asomatemasalla.blogspot.com/p/los-animales.html (estructuras)</p> <p>https://www.youtube.com/watch?v=aq_zCnSNn8g</p> <p>https://www.youtube.com/watch?v=O5aibKRLz0o&t=25s</p>
--	--	---	---	---	---