




THE FRANCISCAN SCHOOL

— FAITH – ACADEMICS – SERVICE —

## Spanish Curriculum: Third Grade

| Unit                                  | Goals  | Vocabulary/<br>Structures  | Assignments   | Assessments  | Resources   |
|---------------------------------------|--|--|---|--|---|
| <b>Introducing yourself/Greetings</b> | <p><b>To know how to introduce him/herself.</b></p> <p><b>To know how to use greetings according to the time of the day.</b></p> | <p>Introduce self</p> <p>We worked on a conversation by answering the following questions:<br/>         Me llamo...-My name is...<br/>         ¿Donde vives?/Where do you live?<br/>         Vivo en Raleigh./I live in Raleigh.<br/>         ¿De donde eres?/Where are you from?<br/>         Soy de Estados Unidos./I am from USA.<br/>         Hasta mañana./See you tomorrow.<br/>         ¡Adiós!</p>  | <p><b>Complete the conversation.</b></p> <p><b>Create a conversation by partners.</b></p> <p><b>Draw and write a sentence with each greeting.</b></p> | <p><i>Test: They should be able to listen to the teacher and to answer the questions in the conversation (introducing yourself).</i></p> <p><i>Test: They should be able to recognise the meaning of the words through a picture, by doing the actions learned in class and by completing the sentence with one word at least (greetings):</i> Buenos días, mamá!/Buenas tardes, Señorita A.!/Buenas noches, familia!.</p> | <p><b>Uncomplete dialogues.</b></p> <p><b>Create dialogues.</b></p> <p>Video:<br/><a href="https://www.youtube.com/watch?v=kdDu8pFbnRc">https://www.youtube.com/watch?v=kdDu8pFbnRc</a></p> |

|  |  |  |  |  |  |
|--|--|--|--|--|--|
|  |  |  |  |  |  |
|--|--|--|--|--|--|

| Unit          | Goals   | Vocabulary/<br>Structures  | Assignments  | Assessments   | Resources   |
|---------------|---|--|--|---|---|
| <u>Colors</u> | <p><b>To recognize colors</b></p> <p><b>To create simple sentences with colors.</b></p> | Rojo-Red<br>Negro-Black<br>Naranja/Anaranjado-Orange<br>Amarillo-Yellow<br>White-Blanco<br>Gris-Grey<br>Azul-Blue<br>Verde-Green<br>Morado-Purple<br>Café/Marrón-Brown | <p><u>Listen to the teacher and color a picture).</u></p> <p><u>Create sentences with the pictures and its colors.</u></p> | <p><b>Test (color, match, write)</b></p> <p><b>STEAM PROJECT:</b></p> <ul style="list-style-type: none"> <li>-Plan a picture with at least 5 colors.</li> <li>-Create a picture using a variety of materials.</li> <li>-Self-evaluate their creations.</li> </ul> | Videos:<br><a href="https://www.youtube.com/watch?v=M9hxEpBvKdA">https://www.youtube.com/watch?v=M9hxEpBvKdA</a><br><a href="http://www.youtube.com/watch?v=DsRkoZGaoEM">http://www.youtube.com/watch?v=DsRkoZGaoEM</a><br><a href="https://www.youtube.com/watch?v=j3Q1MCENtwQ">https://www.youtube.com/watch?v=j3Q1MCENtwQ</a><br><a href="https://www.youtube.com/watch?v=uUlbAcZzH2o">https://www.youtube.com/watch?v=uUlbAcZzH2o</a> |

| Unit                      | Goals   | Vocabulary/<br>Structures   | Assignments  | Assessments  | Resources   |
|---------------------------|---|---|--|--|---|
| <u>Hispanic countries</u> | <b>To learn facts about an assigned Hispanic country.</b> | Bandera-Flag<br>Mapa-Map<br>Capital-Capital city<br>Comida-Food<br>Moneda-Money<br>Religión-Religion<br>Sports-Deportes<br>Sitios Turísticos-Attractions<br>Datos importantes-Facts | <u>Research about an assigned Hispanic Country.</u><br><br><u>Fill in the research guide.</u><br><br><u>Make a Brochure about the country.</u> | <u>Oral presentation about the assignedchispanic country.</u><br><br><u>Test: draw and/or write three aspects of the assigned country.</u> | <b>Research guide.</b><br><br><b>Country facts.</b><br><br><b>Brochure materials.</b> |

| Unit | Goals | Vocabulary/<br>Structures | Assignments | Assessments | Resources |
|------|-------|---------------------------|-------------|-------------|-----------|
|------|-------|---------------------------|-------------|-------------|-----------|

|                       |   |   |   |   |  |
|-----------------------|---|---|---|---|--|
| <p><b>Numbers</b></p> | <p><u>To count numbers 0-500.</u></p> <p><u>To recognize the number, to write the number in figures and words and, to represent the quantity.</u></p> <p><u>To read and write addition and subtraction equations.</u></p> | <p><b>Numbers 0-9</b></p> <ul style="list-style-type: none"> <li>• 0 – <i>cero</i></li> <li>• 1 – <i>uno</i></li> <li>• 2 – <i>dos</i></li> <li>• 3 – <i>tres</i></li> <li>• 4 – <i>cuatro</i></li> <li>• 5 – <i>cinco</i></li> <li>• 6 – <i>seis</i></li> <li>• 7 – <i>siete</i></li> <li>• 8 – <i>ocho</i></li> <li>• 9 – <i>nueve</i></li> </ul> <p><b>Numbers 10-99</b></p> <ul style="list-style-type: none"> <li>• 10 – <i>diez</i></li> <li>• 11 – <i>once</i></li> <li>• 12 – <i>doce</i></li> <li>• 13 – <i>trece</i></li> <li>• 14 – <i>catorce</i></li> <li>• 15 – <i>quince</i></li> <li>• 16 – <i>dieciséis</i></li> <li>• 17<br/>– <i>diecisiete</i></li> <li>• 18<br/>– <i>dieciocho</i></li> <li>• 19<br/>– <i>diecinueve</i></li> <li>• 20 – <i>veinte</i></li> <li>• 21<br/>– <i>veintiuno</i></li> <li>• 22 – <i>veintidós</i></li> <li>• 23<br/>– <i>veintitrés</i></li> <li>• 24<br/>– <i>veinticuatro</i></li> <li>• 25<br/>– <i>veinticinco</i></li> </ul> | <p><b>Handouts related to counting, recognizing, writing and representing numbers.</b></p> <p><b>Handouts were they need to solve and write addition, subtraction and multiplication equations.</b></p> | <p><u>Test: count, recognize the number, write the numbers in figures and words and match/represent the quantity to the figure or word. They will also read and write addition/ subtraction equations in Spanish.</u></p> | <p>Videos:</p> <p><a href="https://www.youtube.com/watch?v=cd_cTyNLHLw">https://www.youtube.com/watch?v=cd_cTyNLHLw</a></p> <p><a href="https://www.youtube.com/watch?v=sz6FCG3ZVJ8&amp;list=PLHP6XmGEwKzKLotQiQwdFn6-0s2jmKud9&amp;index=7">https://www.youtube.com/watch?v=sz6FCG3ZVJ8&amp;list=PLHP6XmGEwKzKLotQiQwdFn6-0s2jmKud9&amp;index=7</a></p> <p><a href="https://www.youtube.com/watch?v=1UX-UvY-IWE">https://www.youtube.com/watch?v=1UX-UvY-IWE</a></p> <p><a href="https://www.youtube.com/watch?v=Z608hI91G3Y">https://www.youtube.com/watch?v=Z608hI91G3Y</a></p> <p>(learn up to 500 only)</p> |
|-----------------------|---|---|---|---|--|

- 26  
– *veintiséis*
- 30 – *treinta*
- 31 – *treinta y uno*
- 32 – *treinta y dos*
- 33 – *treinta y tres*
- 40 – *cuarenta*
- 41 – *cuarenta y uno*
- 42 – *cuarenta y dos*
- 50  
–  *cincuenta*
- 60 – *sesenta*
- 70 – *setenta*
- 80 – *ochenta*
- 90 – *noventa*

**Numbers 100 up to 500**

Notice that 100 is *cien*, but in every other number that follows it changes to *ciento* and it's followed by the next number. For example, 101 is *ciento uno* and 187 would be *ciento ochenta y siete*.


- 100 – *cien*

- 101 – *ciento uno*
- 102 – *ciento dos*
- 103 – *ciento tres*
- 110 – *ciento diez*
- 111 – *ciento once*
- 135 – *ciento treinta y cinco*
- 200 – *doscientos*
- 201 – *doscientos uno*
- 202 – *doscientos dos*
- 300 – *trescientos*
- 400 – *cuatrocientos*
- 500 – *quinientos*


*Read and write addition and subtraction equations in Spanish:  $23 + 34 = 57$  (veintitres mas treinta y cuatro igual cincuenta y siete);  $652 - 100 = 552$  (seiscientos cincuenta y dos menos cien igual quinientos cincuenta y dos).*

| Unit              | Goals   | Vocabulary/<br>Structures | Assignments   | Assessments                            | Resources   |
|-------------------|---|---------------------------|---|--|---|
| <u>La Navidad</u> | <p>To learn vocabulary related to Christmas.</p> <p>To compare Hispanic Christmas Traditions with their own Christmas Traditions.</p> |                           | <p>Color Christmas objects and write sentences that describe the objects.</p> | <p>Pictures and sentences written.</p> | <p>Videos:</p> <p><a href="#">Tutaina</a></p> <p><a href="#">Tutaina. Villancico Animado - Canticuentos - YouTube</a></p> <p><a href="#">Mi burrito Sábanero</a></p> <p><a href="https://www.youtube.com/watch?v=IawRaON8hQ">https://www.youtube.com/watch?v=IawRaON8hQ</a></p> |


| Unit | Goals | Vocabulary/<br>Structures | Assignments | Assessments | Resources |
|------|-------|---------------------------|-------------|-------------|-----------|
|------|-------|---------------------------|-------------|-------------|-----------|

|                          |   |  |  |   |   |
|--------------------------|---|--|--|---|---|
| <p><b>La Familia</b></p> | <p>-To recognise Family Members</p> <p>-To identify family relationships:</p> <p>Example:</p> <p>La mamá de mi mamá es mi _____ abuela _____.</p> <p>El papá de mi primo es _____ tío _____.</p> <p>-To create their own family tree.</p> | <p>Papá-Dad</p> <p>Mamá-Mom</p> <p>Hijo-Son</p> <p>Hija-Daughter</p> <p>Hermano-Brother</p> <p>Hermana-Sister</p> <p>Abuelo-Grandfather</p> <p>Abuela-Grandmother</p> <p>Bisabuelo-Grand-grandfather</p> <p>Bisabuela-Grand-grandmother</p> <p>Tío-Uncle</p> <p>Tía-Aunt</p> <p>Primo-Male cousin</p> <p>Prima-female cousin</p> <p>Primos-2 or more male cousins</p> <p>Primas-2 or more female cousins</p> <p>A male and a female cousins</p>  | <p><b>Draw family members.</b></p> <p><b>Write expressions to introduce each family member.</b></p> <p><b>Create their own Family Trees.</b></p> | <p><b>Test: draw, match, write.</b></p> | <p>Videos:</p> <p><a href="https://www.youtube.com/watch?app=desktop&amp;v=vFwulprnNvQ">https://www.youtube.com/watch?app=desktop&amp;v=vFwulprnNvQ</a></p> <p><a href="https://www.youtube.com/watch?app=desktop&amp;v=EgN_w3dqMU0&amp;feature=youtu.be">https://www.youtube.com/watch?app=desktop&amp;v=EgN_w3dqMU0&amp;feature=youtu.be</a></p> <p><a href="https://www.youtube.com/watch?v=oAwHQX55FB8">https://www.youtube.com/watch?v=oAwHQX55FB8</a></p> <p><a href="#">La familia - The Family (Español - Ingles) Vídeo para niños - YouTube</a></p> <p><a href="#">La Familia - video educativo para niños - YouTube</a></p> |
|--------------------------|---|--|--|---|---|



| Unit        | Goals  | Vocabulary/<br>Structures  | Assignments  | Assessments   | Resources  |
|-------------|--|--|--|---|--|
| El Alfabeto | <ul style="list-style-type: none"> <li>Recognise the letter names and sounds of the Alphabet in Spanish: they will be encouraged to identify the first sound they hear in a word, to write the letter given by the teacher and to complete the missing letter in a word while the teacher reads it (_vión-avión).</li> <li>Read words: they will be encouraged to read syllables, make words with syllables and read complete words (ca-sa; casa).</li> <li>Create sentences where they will describe different objects (adjectives): El borrador es rosado. El borrador es grande.</li> </ul> |  | <ul style="list-style-type: none"> <li>Unscramble words and sentences.</li> <li>Organise words in alphabetical order.</li> <li>Read words and sentences.</li> <li>Read books.</li> <li><b>Write sentences using adjectives.</b></li> </ul> | <p><b>Test: (read/write syllables, words, sentences and books).</b></p> | <p>Videos:</p> <p>The Vowels:<br/> <a href="http://m.youtube.com/watch?v=J3m5WNefmwQ&amp;feature=fvwrel">http://m.youtube.com/watch?v=J3m5WNefmwQ&amp;feature=fvwrel</a></p> <p>The Alphabet:<br/> <a href="https://www.youtube.com/watch?v=ksCMatumFjk">https://www.youtube.com/watch?v=ksCMatumFjk</a></p> <p><a href="https://www.youtube.com/watch?v=7gbXrkiSpZ8&amp;t=86s">https://www.youtube.com/watch?v=7gbXrkiSpZ8&amp;t=86s</a></p> <p><a href="https://www.youtube.com/watch?v=Z7R-QkOXgcU">https://www.youtube.com/watch?v=Z7R-QkOXgcU</a></p> <p><a href="https://www.youtube.com/watch?v=HSsHlpSfLPQ">https://www.youtube.com/watch?v=HSsHlpSfLPQ</a></p> <p><a href="https://www.youtube.com/watch?v=i1RIUuftxKo&amp;t=201s">https://www.youtube.com/watch?v=i1RIUuftxKo&amp;t=201s</a><br/>(silabas)</p> <p><a href="https://www.youtube.com/watch?v=7gbXrkiSpZ8&amp;t=86s">https://www.youtube.com/watch?v=7gbXrkiSpZ8&amp;t=86s</a> (syllables)</p> <p><a href="https://www.youtube.com/watch?v=q5QRwiQWDqw">https://www.youtube.com/watch?v=q5QRwiQWDqw</a> (syllables)</p> <p><a href="https://www.youtube.com/watch?v=E1yyyf_EP3E">https://www.youtube.com/watch?v=E1yyyf_EP3E</a> (read words)</p> |


| Unit | Goals | Vocabulary/ | Assignments | Assessments | Resources |
|------|-------|-------------|-------------|-------------|-----------|
|------|-------|-------------|-------------|-------------|-----------|




























|                             |  |  |  |  |  |
|-----------------------------|--|--|--|--|--|
| <p><b>Class objects</b></p> | <p>To recognize the word (teacher read it aloud) and to draw the picture that correspond to it) and to write sentences with them. Ex: El libro es rojo y es grande. (They will have access to a list of adjectives).</p> | <p><b>Structures</b></p> <p><b>LA ESCUELA</b></p>  | <p>-Handouts where they recognize the word (teacher read it aloud), to draw the picture that correspond to it) and to write sentences with them. Ex: El libro es rojo y es grande.</p> | <p><b>Test: identify, draw and write.</b></p> <p><b>STEAM PROJECT:</b></p> <ul style="list-style-type: none"> <li>-Create an alphabet chart.</li> <li>-Color and cut out a classroom object that belongs to each letter of the alphabet.</li> <li>Write a sentence with each one.</li> </ul> | <p>Videos:</p> <p><a href="https://www.youtube.com/watch?v=JTIVsSAu8uc">https://www.youtube.com/watch?v=JTIVsSAu8uc</a></p> <p><a href="https://www.youtube.com/watch?v=MM-5QLJzT">https://www.youtube.com/watch?v=MM-5QLJzT</a></p> |
|-----------------------------|--|--|--|--|--|

| Unit | Goals | Vocabulary/<br>Structures | Assignments | Assessments | Resources |
|------|-------|---------------------------|-------------|-------------|-----------|
|------|-------|---------------------------|-------------|-------------|-----------|

| <p><b>Days of the week/months/seasons/weather/clothes</b></p> | <p><b>DAYS OF THE WEEK</b><br/>The goal is that they are able to recognize the words related to the days of the week and to draw any special activity they do that day.</p> <p><b>SEASONS</b><br/>The goal is that they are able to recognize the word related to each season, write it, draw a picture related to it and write the months related to each season, as well as a short description of it. Ex: En verano hace calor. Verano ocurre en junio, julio y agosto. En verano vamos a la playa. (they will have access to the weather and items related to each season).</p> <p><b>WEATHER</b><br/>The goal is to draw the seven types of weather in the box and to write a sentence that express this Weather: Está _____ (type of weather).</p> <p><b>MONTHS OF THE YEAR</b><br/>The goal is to write the months of the year in order. The teacher will provide a word bank with the months of the year. They also should be able to answer questions based on a</p> | <p><b>DAYS OF THE WEEK</b><br/>Monday-lunes<br/>Tuesday-martes<br/>Wednesday-miércoles<br/>Thursday-jueves<br/>Friday-viernes<br/>Saturday-sábado<br/>Sunday-domingo</p> <p><b>SEASONS VOCABULARY</b><br/>Spring-primavera<br/>Summer-verano<br/>Fall-otoño<br/>Winter-invierno</p> <p><b>WEATHER</b><br/>Cloudy-Nublado<br/>Sunny-Soleado<br/>Rainy-Lluvioso<br/>Snowy-Nevoso<br/>Windy-Ventoso<br/>Stormy-Tormentoso<br/>Partly Cloudy-Parcialmente Nublado</p> <p><b>MONTHS OF THE YEAR</b></p> <table border="1" data-bbox="685 1276 1028 1894"> <thead> <tr> <th>Months of the Year</th> <th>Mese</th> </tr> </thead> <tbody> <tr><td>January</td><td></td></tr> <tr><td>February</td><td></td></tr> <tr><td>March</td><td></td></tr> <tr><td>April</td><td></td></tr> <tr><td>May</td><td></td></tr> <tr><td>June</td><td></td></tr> <tr><td>July</td><td></td></tr> <tr><td>August</td><td></td></tr> <tr><td>September</td><td></td></tr> <tr><td>October</td><td></td></tr> <tr><td>November</td><td></td></tr> <tr><td>December</td><td></td></tr> </tbody> </table> | Months of the Year | Mese | January |  | February |  | March |  | April |  | May |  | June |  | July |  | August |  | September |  | October |  | November |  | December |  | <p><b>Week schedule</b></p> <p><b>Weather journal</b></p> <p><b>Create a Weather News Script</b></p> | <p><b>Test: match, draw, write</b></p> | <p>Videos:<br/>DAYS OF THE WEEK-MONTHS AND SEASONS VIDEOS<br/><a href="https://www.youtube.com/watch?v=ZO-ey3B_XSw">https://www.youtube.com/watch?v=ZO-ey3B_XSw</a><br/><a href="https://www.youtube.com/watch?v=MKi8bNAYNkE">https://www.youtube.com/watch?v=MKi8bNAYNkE</a><br/>DAYS OF THE WEEK VIDEOS<br/><a href="https://www.youtube.com/watch?v=v7mm8MC1MgY">https://www.youtube.com/watch?v=v7mm8MC1MgY</a><br/><a href="https://www.youtube.com/watch?v=NOF6i8LBFDk">https://www.youtube.com/watch?v=NOF6i8LBFDk</a><br/>SEASONS VIDEOS<br/><a href="https://www.youtube.com/watch?v=b6XSdJ4ujPs">https://www.youtube.com/watch?v=b6XSdJ4ujPs</a><br/><a href="https://www.youtube.com/watch?v=cZxtMMA-1Cg">https://www.youtube.com/watch?v=cZxtMMA-1Cg</a><br/>MONTHS OF THE YEAR VIDEOS<br/><a href="https://www.youtube.com/watch?v=-vjhCLVVSXQ">https://www.youtube.com/watch?v=-vjhCLVVSXQ</a><br/><a href="https://www.youtube.com/watch?v=dFIDg6LOPI4">https://www.youtube.com/watch?v=dFIDg6LOPI4</a></p> |
|---|---|--|--------------------|------|---------|--|----------|--|-------|--|-------|--|-----|--|------|--|------|--|--------|--|-----------|--|---------|--|----------|--|----------|--|--|--|--|
| Months of the Year  | Mese  |  |                    |      |         |  |          |  |       |  |       |  |     |  |      |  |      |  |        |  |           |  |         |  |          |  |          |  |  |  |  |
| January   |   |  |                    |      |         |  |          |  |       |  |       |  |     |  |      |  |      |  |        |  |           |  |         |  |          |  |          |  |  |  |  |
| February  |   |  |                    |      |         |  |          |  |       |  |       |  |     |  |      |  |      |  |        |  |           |  |         |  |          |  |          |  |  |  |  |
| March   |   |  |                    |      |         |  |          |  |       |  |       |  |     |  |      |  |      |  |        |  |           |  |         |  |          |  |          |  |  |  |  |
| April   |   |  |                    |      |         |  |          |  |       |  |       |  |     |  |      |  |      |  |        |  |           |  |         |  |          |  |          |  |  |  |  |
| May   |   |  |                    |      |         |  |          |  |       |  |       |  |     |  |      |  |      |  |        |  |           |  |         |  |          |  |          |  |  |  |  |
| June  |   |  |                    |      |         |  |          |  |       |  |       |  |     |  |      |  |      |  |        |  |           |  |         |  |          |  |          |  |  |  |  |
| July  |   |  |                    |      |         |  |          |  |       |  |       |  |     |  |      |  |      |  |        |  |           |  |         |  |          |  |          |  |  |  |  |
| August  |   |  |                    |      |         |  |          |  |       |  |       |  |     |  |      |  |      |  |        |  |           |  |         |  |          |  |          |  |  |  |  |
| September   |   |  |                    |      |         |  |          |  |       |  |       |  |     |  |      |  |      |  |        |  |           |  |         |  |          |  |          |  |  |  |  |
| October   |   |  |                    |      |         |  |          |  |       |  |       |  |     |  |      |  |      |  |        |  |           |  |         |  |          |  |          |  |  |  |  |
| November  |   |  |                    |      |         |  |          |  |       |  |       |  |     |  |      |  |      |  |        |  |           |  |         |  |          |  |          |  |  |  |  |
| December  |   |  |                    |      |         |  |          |  |       |  |       |  |     |  |      |  |      |  |        |  |           |  |         |  |          |  |          |  |  |  |  |

|  |   |  |  |  |  |
|--|---|--|--|--|--|
|  | <p>calendar: En que mes celebramos la Navidad?/When do we celebrate Christmas? En _____(month).</p> |  |  |  |  |
|--|---|--|--|--|--|

| Unit                                   | Goals  | Vocabulary/ Structures  | Assignments   | Assessments   | Resources  |
|--|--|---|---|---|--|
| <p><b>Animals: Rainforest/Barn</b></p> | <p><b>To recognize a variety of rainforest and barn animals.</b></p> <p><b>To read and comprehend texts related to rainforest and barn animals.</b></p> <p><b>To create sentences that describe characteristics and movement of rainforest and barn animals.</b></p> | <p>Qué animal es este? Es un perro./What animal is this? It's a dog.<br/>         Cómo es el perro? Es café, es grande y juguetón./How is the dog?It's brown, big and playful.<br/>         Cómo se mueve el perro? El perro puede caminar y correr./How does the dog move? It can walk and run.</p>  | <p><b>They draw and label the animals.</b></p> <p><b>They read texts related to rainforest and barn animals.</b></p> <p><b>STEAM PROJECT: They create a zoo where they will write a short informative text about 3 rainforest and 3 barn animals.</b></p> | <p><b>Test (listen, draw, write sentences describing the animals)</b></p> | <p><b>VIDEOS</b><br/> <b>RAINFOREST:</b><br/> <a href="https://www.youtube.com/watch?v=jHnf1HHeku">https://www.youtube.com/watch?v=jHnf1HHeku</a><br/> <b>BARN:</b><br/> <a href="http://asomatemasalla.blogspot.com/p/los-animales.html">http://asomatemasalla.blogspot.com/p/los-animales.html</a> (estructuras)<br/> <a href="https://www.youtube.com/watch?v=aq_zCnSNn8g">https://www.youtube.com/watch?v=aq_zCnSNn8g</a><br/> <a href="https://www.youtube.com/watch?v=O5aibKRLz0o&amp;t=25s">https://www.youtube.com/watch?v=O5aibKRLz0o&amp;t=25s</a></p> |

|   |  |  |   |   |   |   |  |  |   |  |  |  |  |
|---|--|--|---|---|---|---|--|--|---|--|--|--|--|
|   |  | <table border="1"><tr><td><b>EL PEREZOSO</b><br/></td><td><b>EL MONO</b><br/></td><td><b>LA TURTUGA</b><br/></td></tr><tr><td><b>EL LORO</b><br/></td><td><b>LA RANA OJOS ROJOS</b><br/></td><td><b>EL GUILLETRIZ</b><br/></td></tr><tr><td><b>EL CAMALEÓN</b><br/></td><td><b>EL TUCÁN</b><br/></td><td><b>EL GUISANTE</b><br/></td></tr></table> | <b>EL PEREZOSO</b><br> | <b>EL MONO</b><br> | <b>LA TURTUGA</b><br> | <b>EL LORO</b><br> | <b>LA RANA OJOS ROJOS</b><br> | <b>EL GUILLETRIZ</b><br> | <b>EL CAMALEÓN</b><br> | <b>EL TUCÁN</b><br> | <b>EL GUISANTE</b><br> |  |  |
| <b>EL PEREZOSO</b><br> | <b>EL MONO</b><br>            | <b>LA TURTUGA</b><br>  |   |   |   |   |  |  |   |  |  |  |  |
| <b>EL LORO</b><br>     | <b>LA RANA OJOS ROJOS</b><br> | <b>EL GUILLETRIZ</b><br>   |   |   |   |   |  |  |   |  |  |  |  |
| <b>EL CAMALEÓN</b><br> | <b>EL TUCÁN</b><br>           | <b>EL GUISANTE</b><br>   |   |   |   |   |  |  |   |  |  |  |  |