

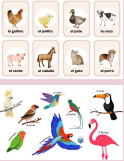



Unit	Goals	Vocabulary/ Grammar	Activities	Assesments	Resources		
Introduce yourself	To know how to introduce him/herself.	Introduce self We worked on a conversation by answering the following questions: Me llamo...My name is... ¿Donde vives?/Where do you live? Vivo en Raleigh./I live in Raleigh. ¿De donde eres?/Where are you from?	Complete the conversation. Create a conversation by partners.	Test: They should be able to listen to the teacher and to answer the questions in the conversation (introducing yourself).	Uncomplete dialogues. Paper to create their own dialogues.		
Introduce greetings	To know how to use greetings according to the time of the day and to express emotions. To write sentences expressing the greeting to some one and an emotion; ex: Buenos dias, hermano. Estoy feliz.		Draw and write a sentence with each greeting. Ex: Buenos dias, hermano. Estoy feliz.	Test: They should be able to recognise the meaning of the words through a picture, by doing the actions learned in class and by creating a sentence including the greeting and an emotion.	Video: https://www.youtube.com/watch?v=kdDu8pFbnR		
Colors	To recognize colors To create sentences with colors and to describe the object. Ex: La casa es blanca y grande.	Rojo-Red Negro-Black Naranja/Anaranjado-Orange Amarillo-Yellow White-Blanco Gris-Grey Azul-Blue Verde-Green Morado-Purple Café/Marrón-Brown Note:Each student will receive a list of adjectives.	Listen to the teacher and color a picture. Draw pictures using a variety of colors. Create sentences with the pictures and its colors and, describe it. Ex: La silla es alta y bonita.	Test (color, match, write)	Videos: https://www.youtube.com/watch?v=M9hxEpBvKdA http://www.youtube.com/watch?v=DsRKoZGaoEM https://www.youtube.com/watch?v=j301MCENTwQ https://www.youtube.com/watch?v=uUlbAcZzH2o		
Hispanic countries	To learn facts about an assigned Hispanic country.	Bandera-Flag Mapa-Map Capital-Capital city Comida-Food Moneda-Money Religión-Religion Sports-Deportes Sitios Turísticos-Attractions Datos importantes-Facts	Research about an assigned Hispanic Country. Fill in the research guide.	Oral presentation about the assigned hispanic country. Test: draw and/or write three facts about a country.	Research guide. Country facts.		

<p>Numbers</p>	<p>To count numbers 0-500. To recognize the number, to write the number in figures and words and, to represent the quantity. To read and write addition, subtraction and multiplication equations.</p>	<p>Numbers 0-9 0 – cero 1 – uno 2 – dos 3 – tres 4 – cuatro 5 – cinco 6 – seis 7 – siete 8 – ocho 9 – nueve Numbers 10-99 10 – diez 11 – once 12 – doce 13 – trece 14 – catorce 15 – quince 16 – dieciséis 17 – diecisiete 18 – dieciocho 19 – diecinueve 20 – veinte 21 – veintuno 22 – veintidós 23 – veintitrés 24 – veinticuatro 25 – veinticinco 26 – veintiséis 30 – treinta 31 – treinta y uno 32 – treinta y dos 33 – treinta y tres 40 – cuarenta 41 – cuarenta y uno 42 – cuarenta y dos 50 – cincuenta 60 – sesenta 70 – setenta 80 – ochenta 90 – noventa Numbers 100 up to 500 Notice that 100 is cien, but in every other number that follows it changes to ciento and it's followed by the next number. For example, 101 is ciento uno and 187 would be ciento ochenta y siete. 100 – cien 101 – ciento uno 102 – ciento dos 103 – ciento tres 110 – ciento diez 111 – ciento once 135 – ciento treinta y cinco 200 – doscientos 201 – doscientos uno 202 – doscientos dos 300 – trescientos 400 – cuatrocientos 500 – quinientos Read and write addition and subtraction equations in Spanish: 23 + 34 = 57 (veintitres mas treinta y cuatro igual cincuenta y siete); 652-100=552 (seiscientos cincuenta y dos menos cien igual quinientos cincuenta y dos). 3 x 3 = 9 (tres por tres igual nueve).</p>	<p>Handouts related to counting, recognizing, writing and representing numbers.</p> <p>Handouts were they need to solve and write addition, subtraction and multiplication equations.</p>	<p>Test: count, recognize the number, write the numbers in figures and words and match/represent the quantity to the figure or word. They will also read and write addition/subtraction/ multiplication equations in Spanish.</p>	<p>Videos: https://www.youtube.com/watch?v=cd_cTyNLHLw https://www.youtube.com/watch?v=sz6FCG3ZVJ8&list=PLHP6XmGEW-KzKLotQIQwdFn6-0s2jmKud9&index=7 https://www.youtube.com/watch?v=1UX-UvY-IWE https://www.youtube.com/watch?v=Z608hl91G3Y (learn up to 500 only)</p>	
-----------------------	--	--	---	---	---	--

La Navidad	<p>To learn vocabulary related to Christmas and to write sentences that name and describe the object. Ex: El adorno es amarillo y brillante (They will have access to their list of adjectives).</p> <p>To compare and to contrast Hispanic Christmas Traditions with their own Christmas Traditions.</p>		<p>Color Christmas objects and write sentences that describe the objects. Ex: La vela es blanca y nueva.</p>	<p>Pictures and sentences written (Christmas booklet).</p>	<p>Videos: https://www.youtube.com/watch?v=zHxg73ppMbs https://www.youtube.com/watch?v=3LP6xubLc0E</p>		
La Familia	<p>-To recognise Family Members</p> <p>-To identify family relationships: Example: La mamá de mi mamá es mi abuela El papá de mi primo es mi tío.</p> <p>-To introduce and to describe their family members. Ex: Ella es mi abuela. Se llama Mary. Ella es amable y respetuosa.</p>	<p>Papá-Dad Mamá-Mom Hijo-Son Hija-Daughter Hermano-Brother Hermana-Sister Abuelo-Grandfather Abuela-Grandmother Bisabuelo-Grand-grandfather Bisabuela-Grand-grandmother Tío-Uncle Tía-Aunt Primo-Male cousin Prima-female cousin Primos-2 or more male cousins Primas-2 or more female cousins A male and a female cousins</p>	<p>Draw family members and label them.</p> <p>Write expressions to introduce each family member.</p> <p>Create their own Family Trees.</p>	<p>Test: draw, match, write.</p>	<p>Videos: https://www.youtube.com/watch?app=desktop&v=yFwulpmNvQ https://www.youtube.com/watch?app=desktop&v=EgN_w3dqMU0&feature=youtu.be https://www.youtube.com/watch?v=oAwH0X55FB8 La familia - The Family (Español - Ingles) Video para niños - YouTube La Familia - video educativo para niños - YouTube</p>		
El Alfabeto	<p>Recognise the letter names and sounds of the Alphabet in Spanish: they will be encouraged to identify the first sound they hear in a word, to write the letter given by the teacher and to complete the missing letter in a word while the teacher reads it (_ción-avión).</p> <p>Read words: they will be encouraged to read syllables, make words with syllables and read complete words (ca-sa; casa).</p> <p>Create and read sentences where they will describe different objects (adjectives): El borrador es rosado. El borrador es grande. Read books.</p>		<p>Unscramble words and sentences.</p> <p>Organise words in alphabetical order.</p> <p>Read words and sentences.</p> <p>Read books.</p> <p>Write sentences using adjectives.</p>	<p>Test: (read/write syllables, words, sentences and books).</p>	<p>Videos: The Vowels: http://m.youtube.com/watch?v=J3m5WNefmwQ&feature=fvwrel</p> <p>The Alphabet: https://www.youtube.com/watch?v=ksCMatumFjk https://www.youtube.com/watch?v=7gbXrkiSpZ8&t=86s https://www.youtube.com/watch?v=Z7R-QkOXgclU https://www.youtube.com/watch?v=HSsHlpSfLPQ https://www.youtube.com/watch?v=j1RIUufxKo&t=201s (silabas) https://www.youtube.com/watch?v=E1yyf_EP3E (read words) https://www.youtube.com/watch?v=7gbXrkiSpZ8&t=86s (syllables) https://www.youtube.com/watch?v=q5QRwiQWDqw (syllables)</p>		
Class objects	<p>To recognize the word (teacher read it aloud) and to draw the picture that correspond to it) and to write sentences with them. Ex: El libro es rojo y es grande. (They will have access to their list of adjectives).</p>		<p>-Handouts where they recognize the word (teacher read it aloud), to draw the picture that correspond to it) and to write sentences with them. Ex: El libro es rojo y es grande.</p>	<p>Test: identify, draw and describe the objects. Write sentences.</p>	<p>Videos: https://www.youtube.com/watch?v=JTIVsSAu8uc https://www.youtube.com/watch?v=MM-5QLJzzTc</p>		

Days of the week/months/ seasons/ weather	DAYS OF THE WEEK The goal is that they are able to recognize the words related to the days of the week and to draw any special activity they do that day. SEASONS The goal is that they are able to recognize the word related to each season, write it, draw a picture related to it and write the months related to each season, as well as a short description of it. Ex: En verano hace calor. Verano ocurre en junio, julio y agosto. El verano es precioso. WEATHER The goal is to recognize the types of weather and to write a sentence that express this Weather: Está _____ (type of weather). MONTHS The goal is to know them in order and to recognize year events that occur in each month.	DAYS OF THE WEEK Monday-lunes Tuesday-martes Wednesday-miércoles Thursday-jueves Friday-viernes Saturday-sábado Sunday-domingo SEASONS VOCABULARY Spring-primavera Summer-verano Fall-otoño Winter-invierno WEATHER Cloudy-Nublado Sunny-Soleado Rainy-Lluvioso Snowy-Nevoso Windy-Ventoso Stormy-Tormentoso Partly Cloudy-Parcialmente Nublado 	Week schedule Weather journal Games: Pictionary/Matching	Test: match, draw, write	Videos: DAYS OF THE WEEK-MONTHS AND SEASONS VIDEOS https://www.youtube.com/watch?v=ZO-ey3B_XSw https://www.youtube.com/watch?v=MKi8bNAYNkE DAYS OF THE WEEK VIDEOS https://www.youtube.com/watch?v=v7mm8MC1MgY https://www.youtube.com/watch?v=Nof6i8LBFDK SEASONS VIDEOS https://www.youtube.com/watch?v=b6XSdJ4ujPs https://www.youtube.com/watch?v=cZxtMMA-1Cg MONTHS OF THE YEAR VIDEOS https://www.youtube.com/watch?v=v-jhCLVVSXQ https://www.youtube.com/watch?v=dFIDg6L0P	
	To recognize a variety of rainforest and barn animals. To read and comprehend texts related to rainforest and barn animals. To recognize body parts. To create sentences that describe rainforest and barn animals. Ex: El perro es café y peludo. El perro tiene ojos.	  Los Partes del Cuerpo el estómago la cabeza el ojo la nariz la mano la boca la espalda el brazo el cuello el hombro el dedo la pierna la cadera la mano la cabeza el pie la rodilla	They draw and label the animals and the body parts. They read texts related to rainforest and barn animals. They write sentences describing the animal and mentioning the body parts.	Test (listen, draw, write sentences describing the animals)	VIDEOS RAINFOREST: https://www.youtube.com/watch?v=jHNF1HHeKug BARN: http://asomatemasalla.blogspot.com/p/los-animales.html (estructuras) https://www.youtube.com/watch?v=aq_zCnSNn8g https://www.youtube.com/watch?v=O5aibKRLz0a&t=25s BODY PARTS: https://www.youtube.com/watch?v=pOq6y-Q59eM https://www.youtube.com/watch?v=ZrGwXMbGb1g	
NOTES					TO DO	

--	--	--	--	--	--	--	--