




Unit	Goals	Vocabulary/ Grammar	Assesments	Resources	
			Color and copy the words. Write a short sentence. Ex: Buenos dias mama; estoy bien.		
Introduce yourself	To know how to introduce him/herself.	INTRODUCE SELF: We worked on a conversation by answering the following questions: Hola-Hello ¿Cómo te llamas?/What is your name? Me llamo...-My name is... Donde vives?/Where do you live? Vivo en Raleigh./I live in Raleigh. ¡Chao!/Bye! ¡Adiós!/Bye!	-Listen to the teacher and recognise the colors in order to color a picture (colors). -Write a short sentence. El carro es verde. -Games: Veo, Veo algo de color.../Cintas de colores	Test-Listening (Draw/Circle/Write)	Puppet Show Model (Mono-Jeffrey) Complete a handout by listening to ways to introduce themselves and to end a conversation.
Introduce Greetings	To know how to use greetings according to the time of the day.	 Greetings in Spanish Hola - ¿Cómo estás? Buenos días - ¿Cómo te llamas? Buenas tardes - Gracias Buenas noches - Adios	-Research facts about an assigned country and fill in the research guide.	Test-Listening (draw/circle/match/write)	VIDEOS https://www.youtube.com/watch?v=kDu8pFbnRc
Colors	To recognize the colors. To write sentences that describe the color of an object. Ex: El libro es azul.	Rojo-Red Negro-Black Naranja o Anaranjado-Orange Amarillo-Yellow White-Blanco Gris-Grey Azul-Blue Verde-Green Morado-Purple Café o Marrón-Brown		Test-Listening (color/circle, write)	VIDEOS https://www.youtube.com/watch?v=M9hxEpBvKdA http://www.youtube.com/watch?v=DsRKoZGaoEM https://www.youtube.com/watch?v=j3O1MCENTwQ https://www.youtube.com/watch?v=uUlbAcZzH2o
Hispanic countries	To learn facts about a Hispanic country.	Bandera-Flag Mapa-Map Capital-Capital city Comida-Food Moneda-Money Religión-Religion Datos importantes-Facts	Research facts about an assigned country.	Oral presentation about the assigned hispanic country. Test (write about 2 facts)	Research Guide Research questionnaire

<p>Numbers</p>	<p>To count, to recognize the number, to write the numbers in figures and to match/represent the quantity to the figure.</p>	<p>Numbers 0-9 0 – cero 1 – uno 2 – dos 3 – tres 4 – cuatro 5 – cinco 6 – seis 7 – siete 8 – ocho 9 – nueve Numbers 10-99 10 – diez 11 – once 12 – doce 13 – trece 14 – catorce 15 – quince 16 – dieciséis 17 – diecisiete 18 – dieciocho 19 – diecinueve 20 – veinte 21 – veintiuno 22 – veintidós 23 – veintitrés 24 – veinticuatro 25 – veinticinco 26 – veintiséis 30 – treinta 31 – treinta y uno 32 – treinta y dos 33 – treinta y tres 40 – cuarenta 41 – cuarenta y uno 42 – cuarenta y dos 50 – cincuenta 60 – sesenta 70 – setenta 80 – ochenta 90 – noventa 100-cien</p>	<p>Match figure with number. Listen to the number mentioned by the teacher and write the number. Follow the number sequence. Complete the number sequence.</p>	<p>Test (match, circle, write)</p>	<p>Videos: https://www.youtube.com/watch?v=sz6FCG3ZVJ8 https://www.youtube.com/watch?v=unbPV7I2_vI https://www.youtube.com/watch?v=fVh43cTZTE https://www.youtube.com/watch?v=2EuOFLYkt5Y https://www.youtube.com/watch?v=qJ93x5PMMko</p>		
<p>La Navidad</p>	<p>To recognize Christmas vocabulary. To understand Spanish Carol songs. To create sentences.</p>		<p>Color the Christmas pictures. Write sentences: La bota es roja y blanca.</p>	<p>Project: Booklet</p>	<p>Video: https://www.youtube.com/watch?v=2Hxg73ppMts https://www.youtube.com/watch?v=4I93__Gpy9s</p>		

	<p>Familia</p> <p>-To recognise Family Members. -To Identify main family relationships: Example: La mamá de mi mamá es mi _____ abuela _____ -To introduce family members: El es mi hermano. Se llama ... (name:Tom).</p>	<p>Papá-Dad Mamá-Mom Hijo-Son Hija-Daughter Hermano-Brother Hermana-Sister Abuelo-Grandfather Abuela-Grandmother Tío-Uncle Tía-Aunt Primo-Male cousin Prima-female cousin Primos-2 or more male cousins Primas-2 or more female cousins A male and a female cousin</p>	<p>Draw family members.</p> <p>Copy the family member in Spanish on the picture that correspond.</p> <p>Write sentences introducing family members. Ex: El es mi primo. Se llama Peter.</p>	<p>Test (match, listen, cut and paste, write)</p>	<p>VIDEOS https://www.youtube.com/watch?app=desktop&v=yFwulpmNvQ https://www.youtube.com/watch?app=desktop&v=EgN_w3dqMU0&feature=youtu.be https://www.youtube.com/watch?v=oAwHQX55FB8 La familia - The Family (Español - Ingles) Video para niños - YouTube</p>		
<p>El Alfabeto</p>	<p>Recognise the letter names and sounds of the Alphabet in Spanish: they will be encouraged to identify the first sound they hear in a word, to write the letter given by the teacher and to complete the missing letter in a word while the teacher reads it (vién-avión). Read words: they will be encouraged to read syllables, make words with syllables and read complete words (ca-sa; casa). Create and read sentences with words: La casa es roja.-La casa es azul.-La casa es verde. Read books.</p>		<p>Make and read words formed by syllables.</p> <p>Write sentences: La silla es azul.</p>	<p>Test (write the letter they hear, join syllables to make words, write words, write sentences)</p>	<p>VIDEOS: https://www.youtube.com/watch?v=DUNjds6xyH4 https://www.youtube.com/watch?v=DrnLoSmCdWc</p>		
<p>Class objects</p>	<p>To recognize the word (teacher read it aloud). To write simple sentences with them. Ex: El libro es rojo.</p>		<p>Listen to the word the teacher says and match it to the correct picture.</p> <p>Create an Alphabet Pocket Chart and cut or draw classroom objects that start with each letter of the alphabet.</p> <p>Create simple sentences describing classroom objects; ex: El libro es rojo.</p>	<p>Test (match the classroom object to the word, write, listen)</p>	<p>VIDEOS https://www.youtube.com/watch?v=DUNjds6xyH4 https://www.youtube.com/watch?v=DrnLoSmCdWc</p>		

NOTES					TO DO			