








Unit	Goals	Vocabulary/ Grammar	Activities	Assesments	Resources
Introducing yourself	To know how to introduce him/herself.	INTRODUCER SELF: Hola-Hello ¿Cómo te llamas?/What is your name? Me llamo...-My name is... ¿Cuántos años tienes? Tengo ____ años. ¡Hasta luego! ¡Adios!	Worked on a conversation using different	Test-Listening (Draw/Circle/Write)	Puppet Show Model (Mono-Jeffrey)  Complete a handout by listening to ways to introduce themselves and to end a conversation.
Introduce Greetings	To know how to use greetings according to the time of the day.		Color and copy the words. Write a short sentence: Buenos días, mama.	Test-Listening (draw/circle/match/write)	VIDEOS <a href="https://www.youtube.com/watch?v=kdDu8pFbnRc">https://www.youtube.com/watch?v=kdDu8pFbnRc</a>
Colors	To recognize the colors.	Rojo-Red Negro-Black Naranja o Anaranjado-Orange Amarillo-Yellow White-Blanco Gris-Grey Azul-Blue Verde-Green Morado-Purple Café o Marrón-Brown Gris-Grey	Listen to the teacher and recognise the colors in order to color a picture (colors). Write a short sentence. Ex: Es verde.	Test-Listening (color/circle)	VIDEOS <a href="https://www.youtube.com/watch?v=M9hxEpBvKdA">https://www.youtube.com/watch?v=M9hxEpBvKdA</a> <a href="http://www.youtube.com/watch?v=DsRkoZGaoEM">http://www.youtube.com/watch?v=DsRkoZGaoEM</a> <a href="https://www.youtube.com/watch?v=301MCENlwQ">https://www.youtube.com/watch?v=301MCENlwQ</a> <a href="https://www.youtube.com/watch?v=uUlbAcZzH2o">https://www.youtube.com/watch?v=uUlbAcZzH2o</a>
Hispanic countries	To learn facts about a Hispanic country.	Bandera-Flag Mapa-Map Capital-Capital city Comida-Food Moneda-Money Religión-Religion Sports-Deportes Sitios Turísticos-Attractions Datos importantes-Facts	-Research facts about an assigned country and fill in the research guide.	Oral presentation about the assigned hispanic country  Test (draw facts, write)	Research Guide  Research questionnaire

<p>Numbers</p>	<p>To count, to recognize the number, to write the numbers in figures and to match/represent the quantity to the figure.</p>	<p>1 uno 2 dos 3 tres 4 cuatro 5 cinco 6 seis 7 siete 8 ocho 9 nueve 10 diez 11 once 12 doce 13 trece 14 catorce 15 quince 16 dieciséis 17 diecisiete 18 dieciocho 19 diecinueve 20 veinte 21 veintuno 22 veintidós 23 veintitrés 24 veinticuatro 25 veinticinco 26 veintiséis 27 veintisiete 28 veintiocho 29 veintinueve 30 treinta 31 treinta y uno 32 treinta y dos 33 treinta y tres 34 treinta y cuatro 35 treinta y cinco 36 treinta y seis 37 treinta y siete 38 treinta y ocho 39 treinta y nueve 40 cuarenta 41 cuarenta y uno 42 cuarenta y dos 43 cuarenta y tres 44 cuarenta y cuatro 45 cuarenta y cinco 46 cuarenta y seis 47 cuarenta y siete 48 cuarenta y ocho 49 cuarenta y nueve 50 cincuenta</p>	<p>Match the figure with the number. Listen to the number mentioned by the teacher and write it down. Follow the number sequence. Complete the number sequence.</p>	<p>Test (match, circle, write)</p>	<p>Videos: <a href="https://www.youtube.com/watch?v=HuYFP0IGH2k&amp;app=desktop">https://www.youtube.com/watch?v=HuYFP0IGH2k&amp;app=desktop</a> <a href="https://www.youtube.com/watch?v=2XCj9Kg4ORI">https://www.youtube.com/watch?v=2XCj9Kg4ORI</a> <a href="https://www.youtube.com/watch?v=_P5YjPmYsY">https://www.youtube.com/watch?v=_P5YjPmYsY</a> <a href="https://www.youtube.com/watch?v=JHqOdzW0VcQ">https://www.youtube.com/watch?v=JHqOdzW0VcQ</a> (learn by 10's up to 50 only) <a href="https://www.youtube.com/watch?v=cd_cTYNLHLw">https://www.youtube.com/watch?v=cd_cTYNLHLw</a> (learn by 10's up to 50 only)</p>		
<p>La Navidad</p>	<p>To recognize Christmas vocabulary. To understand Spanish Carol songs. To create simple sentences.</p>		<p>Color the Christmas word pictures and copy them (pages). Write simple sentences.</p>	<p>Project: Booklet</p>	<p>Video: <a href="https://www.youtube.com/watch?v=ZHXg73ppMbs">https://www.youtube.com/watch?v=ZHXg73ppMbs</a> <a href="https://www.youtube.com/watch?v=27P6LBFsAvE">https://www.youtube.com/watch?v=27P6LBFsAvE</a></p>		
<p>La Familia</p>	<p>To recognise main Family Members. To write simple sentences introducing family members: Es mi hermano. Es .... (name: Tom).</p>	<p>Papá-Dad Mamá-Mom Hermano-Brother Hermana-Sister Abuelo-Grandfather Abuela-Grandmother Tío-Uncle Tía-Aunt Primo-Male cousin Prima-female cousin Primos-2 or more male cousins Primas-2 or more female cousins A male and a female cousin</p>	<p>Draw family members and label them. Copy the family member in Spanish on the picture that corresponds. Write simple sentences introducing family members; ex: Es mi papa. Es Sam.</p>	<p>Test (match, listen, cut and paste, write)</p>	<p>VIDEOS <a href="https://www.youtube.com/watch?app=desktop&amp;v=yFwulpmNvQ">https://www.youtube.com/watch?app=desktop&amp;v=yFwulpmNvQ</a> <a href="https://www.youtube.com/watch?app=desktop&amp;v=EgN_w3dQMU0&amp;feature=youtu.be">https://www.youtube.com/watch?app=desktop&amp;v=EgN_w3dQMU0&amp;feature=youtu.be</a> <a href="https://www.youtube.com/watch?v=qAwHQX55FB8">https://www.youtube.com/watch?v=qAwHQX55FB8</a> La familia - The Family (Español - Ingles) Video para niños - YouTube</p>		
<p>El Alfabeto</p>	<p>To recognise the letter names and sounds of the Alphabet in Spanish. To read words: they will be encouraged to read syllables, make words with syllables and read complete words (ca-sa; casa). Create simple sentences with words: Yo veo la casa. Es verde.-Me gusta la casa. Es verde.-Yo tengo una casa. Es verde.</p>		<p>Handouts: Make, write and read words formed by syllables. Create sentences.</p>	<p>Test (write the letter they hear, join syllables to make words, write words)</p>	<p>Videos: The Vowels: <a href="http://m.youtube.com/watch?v=J3m5WNefmwQ&amp;feature=fvwrel">http://m.youtube.com/watch?v=J3m5WNefmwQ&amp;feature=fvwrel</a> The Alphabet: <a href="https://www.youtube.com/watch?v=MHYkuA0qLo">https://www.youtube.com/watch?v=MHYkuA0qLo</a> <a href="https://www.youtube.com/watch?v=7gbXrkiSpZ8&amp;t=86s">https://www.youtube.com/watch?v=7gbXrkiSpZ8&amp;t=86s</a> (syllables) <a href="https://www.youtube.com/watch?v=j1RIUufxKo&amp;t=201s">https://www.youtube.com/watch?v=j1RIUufxKo&amp;t=201s</a> (silabas) <a href="https://www.youtube.com/watch?v=E1yyf_EP3E">https://www.youtube.com/watch?v=E1yyf_EP3E</a> (read words)</p>		

<p>Class objects</p>	<p>To recognize classroom objects. To review the alphabet by identifying the initial sound of the classroom object words. To create simple sentences describing classroom objects; ex: Yo veo la silla verde.</p>		<p>Listen to the word the teacher says and match it to the correct picture. Create an Alphabet Pocket Chart and cut or draw classroom objects that start with each letter of the alphabet. Create simple sentences.</p>	<p>Test (match the classroom object to the word, write, listen)</p>	<p>VIDEOS <a href="https://www.youtube.com/watch?v=jww7Jz79dWM">https://www.youtube.com/watch?v=jww7Jz79dWM</a> <a href="https://www.youtube.com/watch?v=DmLoSmCdWc">https://www.youtube.com/watch?v=DmLoSmCdWc</a></p>	
<p>Days of the week/ months/ seasons/ weather</p>	<p>To be able to recognize the words related to the days of the week and write it on the special they have each day and on any of the activities, they might do on the weekend. To recognize months of the year. To recognize the four seasons. To express weather by completing the sentence: Está _____ (type of weather).</p>	 <p>DAYS OF THE WEEK VOCABULARY Monday-lunes Tuesday-martes Wednesday-miércoles Thursday-jueves Friday-viernes Saturday-sábado Sunday-domingo</p> <p>SEASONS VOCABULARY Spring-primavera Summer-verano Fall-otoño Winter-invierno</p> 	<p>They listen to the day of the week the teacher say in English or Spanish and match it to the correct one. They match the season say by the teacher with the picture that correspond. They complete the missing month in the sequence. They will have a word bank and the teacher will read the words aloud. They draw the weather in the box (the teacher will read aloud the type of Weather they should draw) and to complete the sentence: Está _____ (type of weather). Weather Journal (Copy Day of the Week, the Month, the Season and the Weather-Draw a picture of the School place we are recording the information already mentioned).</p>	<p>Test (listen, match, complete, draw, write)</p>	<p>Videos: DAYS OF THE WEEK VIDEOS <a href="https://www.youtube.com/watch?v=hToVB6OyFS8">https://www.youtube.com/watch?v=hToVB6OyFS8</a> <a href="https://www.youtube.com/watch?v=NOF6i8LBFDK">https://www.youtube.com/watch?v=NOF6i8LBFDK</a> SEASONS VIDEOS <a href="https://www.youtube.com/watch?v=TLOJR77eA">https://www.youtube.com/watch?v=TLOJR77eA</a> <a href="https://www.youtube.com/watch?v=b6XsdJ4uJPs">https://www.youtube.com/watch?v=b6XsdJ4uJPs</a> MONTHS OF THE YEAR <a href="https://www.youtube.com/watch?v=vjhCLVVSXQ">https://www.youtube.com/watch?v=vjhCLVVSXQ</a> <a href="https://www.youtube.com/watch?v=dFIDg6L0Pi4">https://www.youtube.com/watch?v=dFIDg6L0Pi4</a> WEATHER <a href="https://www.youtube.com/watch?v=CGImwvqwycc">https://www.youtube.com/watch?v=CGImwvqwycc</a></p>	
<p>Animals: Rainforest/ Barn</p>	<p>To recognize a variety of rainforest and barn animals. To create simple sentences with the animals: "Yo veo el perro café." To identify body parts.</p>		<p>They draw and label the animals and the body parts. They write simple sentences with the animals: Me gusta el gato marrón.</p>	<p>Test (listen draw, write)</p>	<p>VIDEOS RAINFOREST: <a href="https://www.youtube.com/watch?v=KtwJNzL8gdc">https://www.youtube.com/watch?v=KtwJNzL8gdc</a> BARN: <a href="https://www.youtube.com/watch?v=2iM0Ud_kSto">https://www.youtube.com/watch?v=2iM0Ud_kSto</a> <a href="https://www.youtube.com/watch?v=Fx6OTZKPuA">https://www.youtube.com/watch?v=Fx6OTZKPuA</a> BODY PARTS: <a href="https://www.youtube.com/watch?v=3cHWqntYUHI">https://www.youtube.com/watch?v=3cHWqntYUHI</a></p>	
<p>NOTES</p>					<p>TO DO</p>	